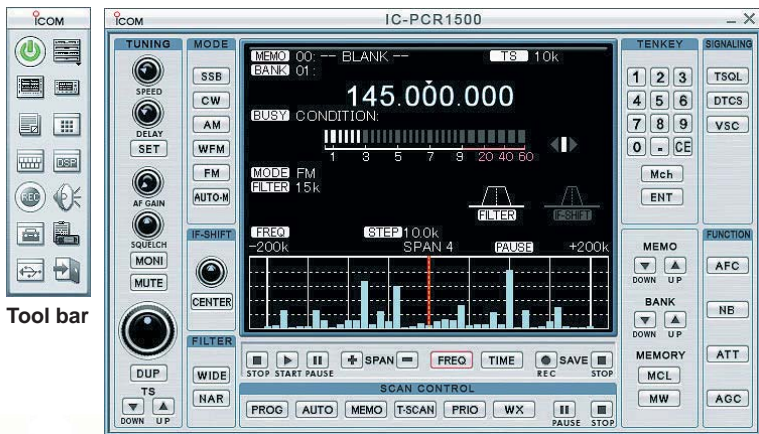



# IC-PCR1500



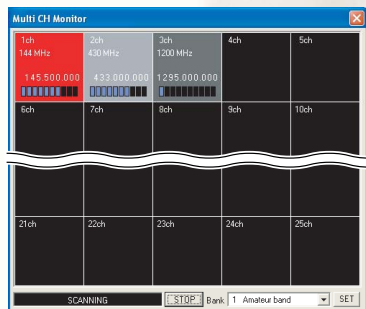
Multi-function receiver screen



Component screen



Simple screen



Multi channel monitor screen



## PC control wideband receiver!

### Ultra wideband coverage

The IC-PCR1500 is a PC control receiver and all functions are controllable from your PC. Explore radio signals from all over the world from 0.01 to 3299.999MHz\*.

\* Frequency range differs depending on version.

### USB cable connection

The USB port provides a faster data link to the PCR1500 which allows you to expand the receiver's capabilities with quicker response times as well as new audio processing functions, as you are able to hear the received signals through your computer's audio system.

### 3 interface screens to choose from

Choose the look you want with Icom's user interface screens "Multi-function receiver", "Component" and "Simple" screen are selectable.

### Multi channel monitor function

Icom introduces a new monitor tool with the PCR1500. You can monitor up to 25 channels. The software tracks the band activity with S-meter levels as each channel status is visually displayed by three background colors. Simply click the busy channel and the PCR1500 tunes to the active channel.

### Bandscope and time-line scope

Not only a 5MHz (Max.) wide range bandscope\*, the new time-line scope allows you to observe the band condition within a specified time period (3 to 100 minutes). In addition, the sweep data can be stored on your PC for future use.

\* AF output is not emitted when setting the bandscope range between 500kHz and 5MHz or setting in CW or SSB mode.

### Recording function

New recording features are introduced with the PCR1500's software package. You can record audio in WAV format directly through the USB port. Skip the hours of channel inactivity with the software's remote control function which pauses and resumes recording according to the channel activity. You can also adjust the sampling rate.

### DSP capability

If you are into weak signal work, the optional UT-106, DSP unit, is a must have. This add-on gives you noise reduction and auto notch filter functions to improve the S/N ratio for improving the received signal quality.

### Max. 60 Ch/sec. high speed scan

Quickly search a frequency range with the IC-PCR1500 60 Ch/sec scan speed\*.

\* Depending on PC's capability. When tuning step is less than 100kHz in program scan mode.



## OTHER FEATURES

- VSC (Voice squelch control) opens the squelch only when a modulated signal is detected and ignores unmodulated, beat noise signals
- CTCSS/DTCS tones and duplex mode operation for monitoring a repeater
- S-meter squelch • Pocket beep function
- IF filter selection for changing IF filter width
- IF shift function (SSB, CW mode only)
- Noise blanker eliminates pulse type noise such as engine ignition noise. (SSB, CW, AM mode only)
- 20dB (approx.) RF attenuator (below 1300MHz)

- Auto memory write scan searches for a signal, and when a signal is detected, the received frequency is automatically stored into the PC memory
- AFC function (Auto Frequency Control) automatically follows the receiving frequency when the receiving frequency drifts in FM mode. (BW: 6kHz or 15kHz)
- AGC function; Fast/slow setting is possible
- Weather alert function (U.S.A. version only)
- 24-digit DTMF tone decoder • Squelch delay
- Tuned bandpass filters for VHF/UHF bands
- Up to 2600 memory channels per file

## Applicable U.S. Military Specifications

The IC-PCR1500 has been tested to and passed the following MIL-STD requirements and strict environmental standards.

Standard	MIL 810 C		MIL 810 D		MIL 810 E		MIL 810 F	
	Method	Proc.	Method	Proc.	Method	Proc.	Method	Proc.
Low Pressure	500.1	I	500.2	I, II	500.3	I, II	500.4	I, II
High Temp.	501.1	I	501.2	I, II	501.3	I, II	501.4	I, II
Low Temp.	502.1	I	502.2	I, II	502.3	I, II	502.4	I, II
Temp. Shock	503.1	I	503.2	I	503.3	I	503.4	I
Solar Radiation	505.1	I	505.2	I	505.3	I	505.4	I
Humidity	507.1	I, II	507.2	II, III	507.3	II, III	507.4	—
Dust Blowing	510.1	I	510.2	I	510.3	I	510.4	I
Vibration	514.2	VIII, X	514.3	I	514.4	I	514.5	I
Shock	516.2	I, II, V	516.3	I, IV	516.4	I, IV	516.5	I, IV

## SPECIFICATIONS

### GENERAL

- Frequency coverage : 0.010–3299.999MHz\*  
Guaranteed range 0.495–3000.000MHz  
\* Cellular bands are blocked in the U.S.A. version.  
France 0.010–29.999\*, 50.200–51.200,  
87.500–107.999, 144.000–146.000,  
430.000–440.000, 1240.000–1300.000MHz  
\* Guaranteed range 0.495–29.999MHz
- Mode : AM, FM, WFM, USB\*, LSB\*, CW\*  
\* 0.01–1300MHz only
- Usable temperature range : 0°C to +60°C; +32°F to +140°F
- Frequency stability : Less than ±3ppm on the basis of 25°C (0°C to +60°C)
- Tuning steps : 1Hz (minimum)
- Power supply : 12.0V DC ±15%
- Current drain (at 12.0V DC) :  
Max. audio 0.8A typ.  
Stand-by 0.65A typ.
- Antenna Impedance : 50Ω (BNC)
- Dimensions (W×H×D) : 146×41×206 mm;  
(projections are not included) 5¼×1½×8½ in
- Weight (approx.) : 1200g; 2.6lb

All stated specifications are subject to change without notice or obligation.

### RECEIVER

- Receiver system : Triple-conversion super-heterodyne + Down converter
  - Intermediate frequencies : 1st 266.70MHz  
2nd 10.70MHz  
3rd 450kHz (Except WFM)
  - Sensitivity (Less than) :
- |                    | SSB, CW | AM    | FM       | WFM   |
|--------------------|---------|-------|----------|-------|
| 0.495–1.799MHz     | 5.0μV   | 25μV  | —        | —     |
| 1.8–49.999MHz      | 0.5μV   | 2.5μV | 0.63μV*2 | —     |
| 50–699.999MHz      | 0.4μV   | 2μV   | 0.5μV    | 1.4μV |
| 700–1300.000MHz    | 0.5μV   | 2.5μV | 0.63μV   | 1.8μV |
| 1300*1–2299.999MHz | —       | —     | 5.6μV    | 18μV  |
| 2300–3000.000MHz   | —       | —     | 18μV     | 56μV  |


- \*1 1300.000001MHz \*2 28–49.999MHz  
SSB, CW BW=2.8kHz, AM BW=6.0kHz at 10dB S/N  
FM BW=15kHz, WFM BW=230kHz at 12dB SINAD
- Selectivity (typical) :  
SSB, CW, AM More than 2.8kHz/–6dB  
SSB, CW, AM, FM More than 6.0kHz/–6dB  
FM, AM More than 15kHz/–6dB  
FM, AM, WFM More than 50kHz/–6dB  
WFM More than 230kHz/–6dB
- Audio output power : More than 500mW at 10% distortion with an 8Ω load
- External SP connector : 2-conductor 3.5 (d) mm (1/8") /8Ω

### PC REQUIREMENTS

- Microsoft® Windows Vista™, Windows® XP/2000/ME/98SE
- USB 1.1 or 2.0
- Intel® Pentium® III 450MHz or faster (Pentium® 4 recommended)
- Hard disk with at least 50 MB of free disk space
- At least 128 MB of memory (256MB or more recommended)
- Display with 1024 × 768 pixel resolution, high color
- CD-ROM or DVD drive is required for software installation
- USB audio dropouts or gaps may occur because of a lack of PC power
- Additional hard disk space is required for recording sound or storing scope data

Please turn off the Main unit power switch when not using the IC-PCR1500, while installed in a vehicle. The IC-PCR1500 has standby power consumption that will drain the vehicle battery over a period of time.


### Rear view



## OPTIONS

Some options may not be available in some countries. Please ask your dealer for details.

- **AD-113A/E AC ADAPTOR**  
10.5V DC, 1.8A/1.5A (A/E) output. Same as supplied.
- **CP-12L CIGARETTE LIGHTER CABLE**  
12V DC, 2A output from 12V cigarette lighter socket.
- **OPC-254L DC POWER CABLE**  
For use with an external power supply. (12V DC required)
- **UT-106 DSP UNIT**  
Provides noise reduction and auto notch functions.
- **SP-10 EXTERNAL SPEAKER**  
For all-round mobile operation.



Microsoft, Windows and Windows Vista are either registered trademarks or trademarks of Microsoft Corporation in the U.S.A and/or other countries. Intel and Pentium are trademarks or registered trademarks of Intel Corporation or its subsidiaries in the United States and in other countries. Screens show simulated pictures.



- Supplied accessories**
- AD-113A/E • USB cable • Software CD • Antenna
  - \* Depending on version

## Icom Inc.

1-1-32, Kami-minami, Hirano-ku, Osaka 547-0003, Japan Phone: +81 (06) 6793 5302 Fax: +81 (06) 6793 0013 URL: <http://www.icom.co.jp/world/index.html>

## Count on us!

### Icom America Inc.

2380 116th Avenue NE,  
Bellevue, WA 98004, U.S.A.  
Phone : +1 (425) 454-8155  
Fax : +1 (425) 454-1509  
E-mail : sales@icomamerica.com  
URL : <http://www.icomamerica.com>

### Icom New Zealand

146A Harris Road, East Tamaki,  
Auckland, New Zealand  
Phone : +64 (09) 274 4062  
Fax : +64 (09) 274 4708  
E-mail : inquiries@icom.co.nz  
URL : <http://www.icom.co.nz>

### Icom (UK) Ltd.

Unit 9, Sea St., Herne Bay,  
Kent, CT6 8LD, U.K.  
Phone : +44 (0)1227 741741  
Fax : +44 (0)1227 741742  
E-mail : info@icomuk.co.uk  
URL : <http://www.icomuk.co.uk>

### Asia Icom Inc.

6F No. 68, Sec. 1 Cheng-Teh Road,  
Taipei, Taiwan, R.O.C.  
Phone : +886 (02) 2559 1899  
Fax : +886 (02) 2559 1874  
E-mail : sales@asia-icom.com  
URL : <http://www.asia-icom.com>

### Icom Canada

Glenwood Centre #150-6185 Highway 17,  
Delta, B.C., V4K 5B8, Canada  
Phone : +1 (604) 952-4266  
Fax : +1 (604) 952-0090  
E-mail : info@icomcanada.com  
URL : <http://www.icomcanada.com>

### Icom (Europe) GmbH

Communication Equipment  
Himmelgeister Str. 100,  
D-40225 Düsseldorf, Germany  
Phone : +49 (0211) 346047  
Fax : +49 (0211) 333639  
E-mail : info@icom-europe.com  
URL : <http://www.icomeurope.com>

### Icom France s.a.s.

Zac de la Plaine,  
1 Rue Brindjonec des Moulinais, BP 45804,  
31505 Toulouse Cedex 5, France  
Phone : +33 (5) 61 36 03 03  
Fax : +33 (5) 61 36 03 00  
E-mail : icom@icom-france.com  
URL : <http://www.icom-france.com>

### Beijing Icom Ltd.

10C07, Long Silver Mansion, No.88, Yong Ding  
Road, Haidian District, Beijing, 100039, China  
Phone : +86 (010) 5889 5391/5392/5393  
Fax : +86 (010) 5889 5395  
E-mail : bjicom@bjicom.com  
URL : <http://www.bjicom.com>

### Icom (Australia) Pty. Ltd.

Unit 1 / 103 Garden Road,  
Clayton, VIC 3168 Australia  
Phone : +61 (03) 9549 7500  
Fax : +61 (03) 9549 7505  
E-mail : sales@icom.net.au  
URL : <http://www.icom.net.au>

### Icom Spain S.L.

Ctra. Rubi, No. 88 "Edificio Can Castanyer"  
08190, Sant Cugat del Valles, Barcelona, Spain  
Phone : +34 (93) 590 26 70  
Fax : +34 (93) 590 04 46  
E-mail : icom@icomspain.com  
URL : <http://www.icomspain.com>

### Icom Polska

Sopot, 3 maja 54, Poland  
Phone : +48 (58) 550 7135  
Fax : +48 (58) 551 0484  
E-mail : icompolska@icompolska.com.pl  
URL : <http://www.icompolska.com.pl>

Your local distributor/dealer:

**Point electronics**

A- 1060 Wien, Stumpergasse 41 - 43

Tel.: +43/ 1/ 597 08 80/0

FAX: +43/ 1/ 597 08 80/40

[www.point.at](http://www.point.at) [www.icom.at](http://www.icom.at)  
[mail@point.at](mailto:mail@point.at)